


Base For 4V、4A Series Valve



Ordering Code

4V

100M

□ F

Series Code

4V:For 4V Series uses  
4A:For 4A Series uses

Specification Code

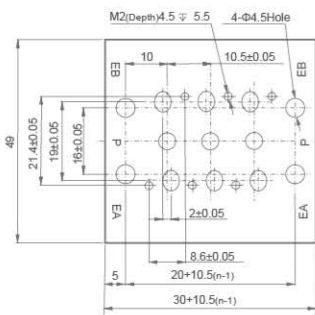
100M:Base for 100 Series Use  
200M:Base for 200 Series Use  
300M:Base for 300 Series Use  
400M:Base for 400 Series Use

Joint Base Number

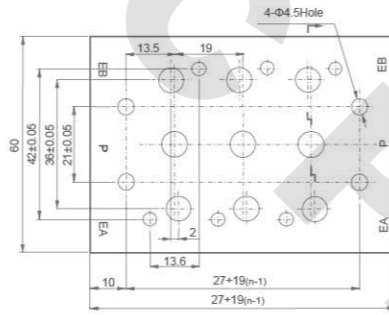
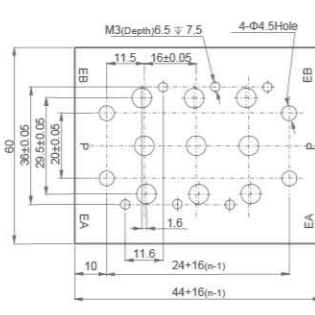
100M:Wantonly Joint  
200M:Wantonly Joint  
300M:Wantonly Joint  
400M:Wantonly Joint

Overall Dimensions

4A Series



4V Series



Dimension Sheet(4A Series)

Model	A	B	C	E	F	G	H	I	J	K	L															
											1F	2F	3F	4F	5F	6F	7F	8F	9F	10F	11F	12F	13F	14F	15F	16F
100M-□F	58	43.2	20	4.5	18.3	19	5	10	0.8	139.4	38	57	76	95	114	133	152	171	190	209	228	247	266	285	304	323
200M-□F	61	50.7	21	4.5	22.4	23	6	12	1.2	170	46	69	92	115	138	161	184	207	230	253	276	299	322	345	368	391
300M-□F	75	64.8	26	4.5	27.3	27	6	13.5	2.5	188.8	54	82	110	138	166	194	22	250	278	306	334	362	-	-	-	-
400M-□F	104	94.5	32	5.5	34.3	31.5	7	14.5	5	221.8	63	98	133	168	203	238	273	-	-	-	-	-	-	-	-	-

Model	M	P																Q	R	S	T	U	V	W	X	Y
		1F	2F	3F	4F	5F	6F	7F	8F	9F	10F	11F	12F	13F	14F	15F	16F									
100M-□F	154.5	28	47	66	85	104	123	142	161	180	199	218	237	256	275	294	313	G1/4"	40	30	29	14	9	79	25	27
200M-□F	189	34	57	80	103	126	149	172	195	218	241	264	287	310	333	356	379	G1/4"	43	32	30.5	14.5	9	93	26	35
300M-□F	208	42	70	98	126	154	182	210	238	266	294	322	350	-	-	-	-	G3/8"	53	48	37.5	13.5	11	99.5	30	40
400M-□F	243	49	84	119	154	189	224	259	-	-	-	-	-	-	-	-	-	G1/2"	68	67	52	18.5	18	112.5	38	50

Dimension Sheet(4V Series)

Model	A	B	C	E	F	G	H	I	J	K	L															
											1F	2F	3F	4F	5F	6F	7F	8F	9F	10F	11F	12F	13F	14F	15F	16F
100M-□F	58	43.2	20	4.5	18.3	19	5	10	0.8	81	38	57	76	95	114	133	152	171	190	209	225	247	266	285	304	323
200M-□F	61	50.7	21	4.5	22.4	23	6	12	1.2	92	46	69	92	115	138	161	184	207	230	253	276	299	322	345	368	391
300M-□F	75	64.8	26	4.5	27.3	27	6	13.5	2.5	111	54	82	110	138	166	194	22	250	278	305	334	362	-	-	-	-
400M-□F	104	94.5	32	5.5	34.3	31.5	7	14.5	5	142	71	98	133	168	203	238	273	-	-	-	-	-	-	-	-	-

Model	M	P																Q	R	S	T	U	V	X	Y
		1F	2F	3F	4F	5F	6F	7F	8F	9F	10F	11F	12F	13F	14F	15F	16F								
100M-□F	96	28	47	66	85	104	123	142	161	180	199	218	237	256	275	294	313	G1/4"	40	30	29	14	9	25	27
200M-□F	111	34	57	80	103	126	149	172	195	218	241	264	287	310	333	356	379	G1/4"	43	32	30.5	14.5	9	26	35
300M-□F	130	42	70	98	126	154	182	210	238	266	294	322	350	-	-	-	-	G3/8"	53	48	37.5	13.5	11	30	40
400M-□F	163	49	84	119	154	189	224	259	-	-	-	-	-	-	-	-	-	G1/2"	68	67	52	18.5	18	38	50

Base For VF、VZ Series Valve



Ordering Code

VF3000M

□ F

Specification Code

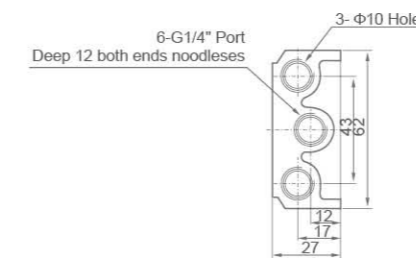
VF3000M:For VF3 Series Use  
VF5000M:For VF5 Series Use  
VZ5000M:For VZ5 Series Use

Joint Base Number

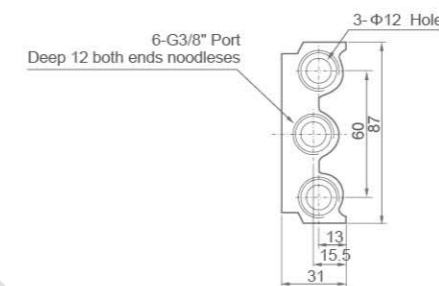
VF3000M:Wantonly Joint  
VF5000M:Wantonly Joint  
VZ5000M:Wantonly Joint

Overall Dimensions

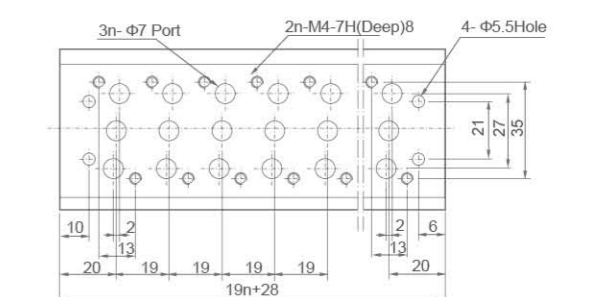
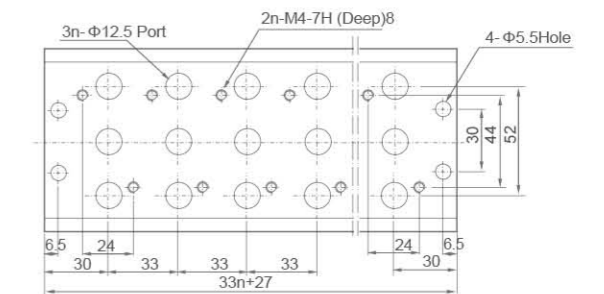
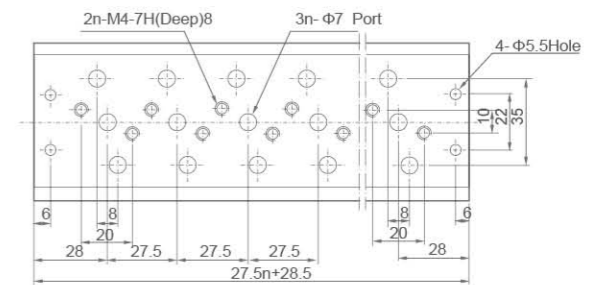
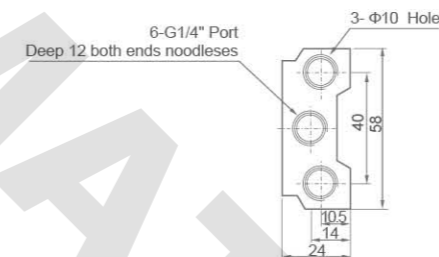
VF3000M



VF5000M



VZ5000M



Blind plate for 4V、4A Series Valve



Ordering Code

4V、4A

100M

B

Series Code

4V:For 4V Series Use  
4A:For 4A Series Use

Specification Code

100M:For 100 Series Use  
200M:For 200 Series Use  
300M:For 300 Series Use  
400M:For 400 Series Use

Blind Plate Code

B:Base Purposed  
Blind Plate

Blind plate Operating Instructions:  
When base quantity is more than solenoid (pneumatic) valve quantity, can use blind plate to seal the redundant valve base temporary, and then change it if add extra solenoid (pneumatic) valve. Like this can expand system.

**Base For SY Series Valve**



Ordering Code

**SY3000M**

**F**

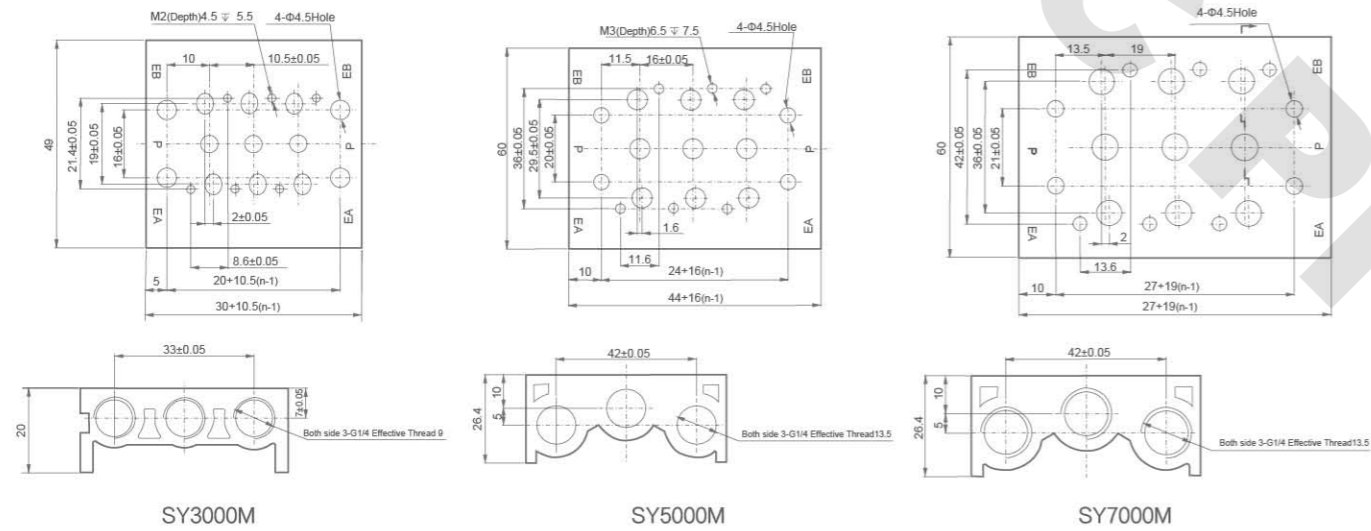
**Series**

SY3000M:For SY3 Series Use  
SY5000M:For SY5 Series Use  
SY7000M:For SY7 Series Use

**Joint Base Number**

SY3000M:Wantonly Joint  
SY5000M:Wantonly Joint  
SY7000M:Wantonly Joint

**Overall Dimensions**



**Base For 3V、3A Series Valve**



Ordering Code

**3V**

**100M**

**F**

**Series Code**

3V:For 3V Series uses  
3A:For 3A Series uses

**Specification Code**

100M:Base for 100 Series Use  
200M:Base for 200 Series Use  
300M:Base for 300 Series Use

**Joint Base Number**

100M:Wantonly Joint  
200M:Wantonly Joint  
300M:Wantonly Joint

**Special Valve Base**



■ Our company can customize all kinds of non-standard valve base accessories according to your drawing or sample.

**Hand/Mechanical Valve**

The valve is controlled by human or machine, to switch the direction of air flow. These valves included hand pull, hand draw, button control, rotary and foot valve. Body is made from aluminum, machining by CNC center. XCPC used the high grade of material and imported machine to make all the details perfect.

