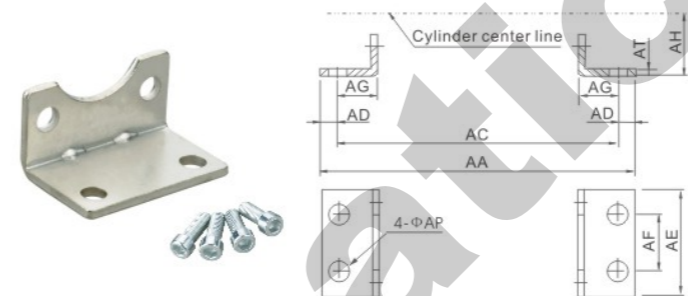


Cylinder Accessories

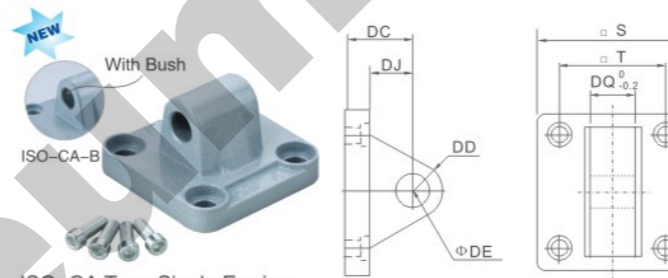
Cylinder accessories include the mounting parts to fix the air cylinder, made by aluminum or steel. They are available for Standard Cylinders and Mini Cylinders. Magnetism Switch are used as sensor which connected with PLC, to recognize the position of piston inside of air cylinder.

ISO Standard Cylinder Accessories



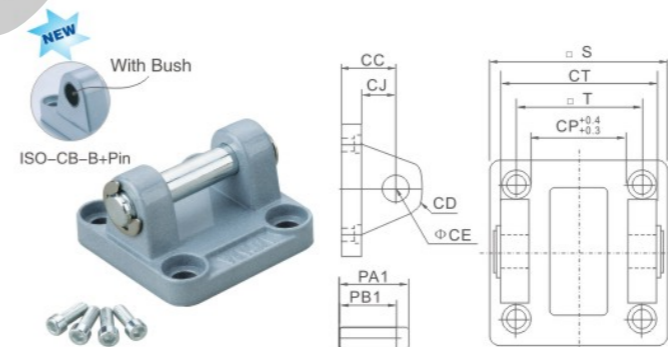
ISO-LB Type Foot Bracket

Symbol/Bore	32	40	50	63	80	100	125	160	200
AA	158	179	190	209	248	266	290	340	380
AC	142	161	170	185	210	228	250	300	320
AD	8	9	10	12	19	19	20	20	30
AE	47	53	65	75	95	115	140	180	220
AF	32	36	45	50	63	75	90	115	135
AG	24	28	32	32	41	45	45	60	70
AH	32	36	45	50	63	71	90	115	135
AP	7	9	9	9	12	14.5	16.5	18.5	24
AT	3	3	3	3	4	4	6	6	9



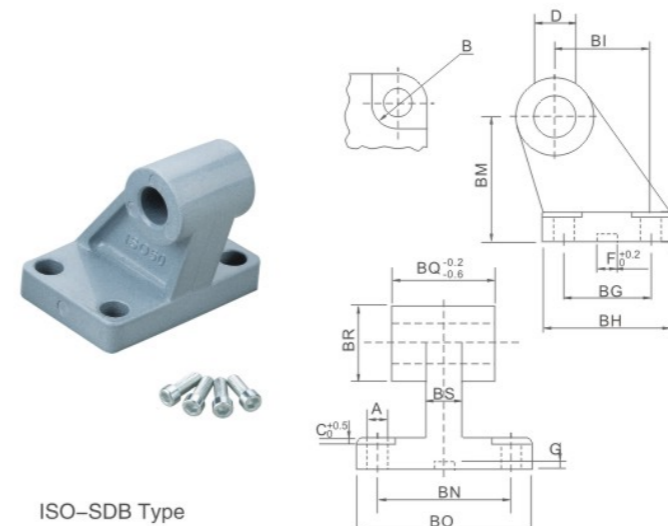
ISO-CA Type Single Earring

Symbol/Bore	32	40	50	63	80	100	125	160	200
S	47	53	65	75	95	115	140	180	220
T	32.5	38	46.5	56.5	72	89	110	140	175
DC	22	25	27	32	36	41	50	55	60
DD	9	12	12	15	15	20	25	30	30
DE	10	12	12	16	16	20	25	30	30
DJ	13	16	17	22	22	27	33	35.5	36
DQ	25.8	27.8	31.7	39.7	49.7	59.7	69.7	89.7	89.7



ISO-CB+Pin Type Double Earring

Symbol/Bore	32	40	50	63	80	100	125	160	200
CC	22	25	27	32	36	41	50	55	60
CD	9	12	12	15	15	20	25	30	30
CE	10	12	12	16	16	20	25	30	30
CJ	13	16	17	22	22	27	31	35.5	36
CP	26	28	32	40	50	60	70	90	90
CT	45	52	60	70	90	110	130	170	170
PA1	51	59	67	77	97	119	139	181	181
PB1	45.5	52.5	60.5	70.5	90.5	110.5	130.5	170.5	170.5
S	47	53	65	75	95	115	140	180	220
T	32.5	38	46.5	56.5	72	89	110	140	175



ISO-SDB Type

Symbol/Bore	32	40	50	63	80	100	125
A	6.6	6.6	9	9	11	11	14
B	11	11	15	15	18	18	20
BG	18	22	30	35	40	50	60
BH	31	35	45	50	60	70	90
BI	21	24	33	37	47	55	70
BL	8	10	12	14	14	17	20
BM	32	36	45	50	63	71	90
BN	38	41	50	52	66	76	94
BO	51	54	65	67	86	96	124
BS	10	15	16	16	20	20	30
BR	20	22	26	30	30	38	45
C	1.6	1.6	1.6	1.6	2.5	2.5	3.2
D	10	12	12	16	16	20	25
F	10.5	10.5	10.5	10.5	10.5	10.5	10.5
G	3	3	3	3	3	3	3
BQ	26	28	32	40	50	60	70