

### TN Series Double-Shaft Cylinder



TN 20 × 25

#### Ordering Code

**TN** × **20** × **50** - **S**

**Series Code**  
Double-Shaft  
Double Action Type

**Cylinder Bore**  
10mm  
16mm  
20mm  
25mm  
32mm

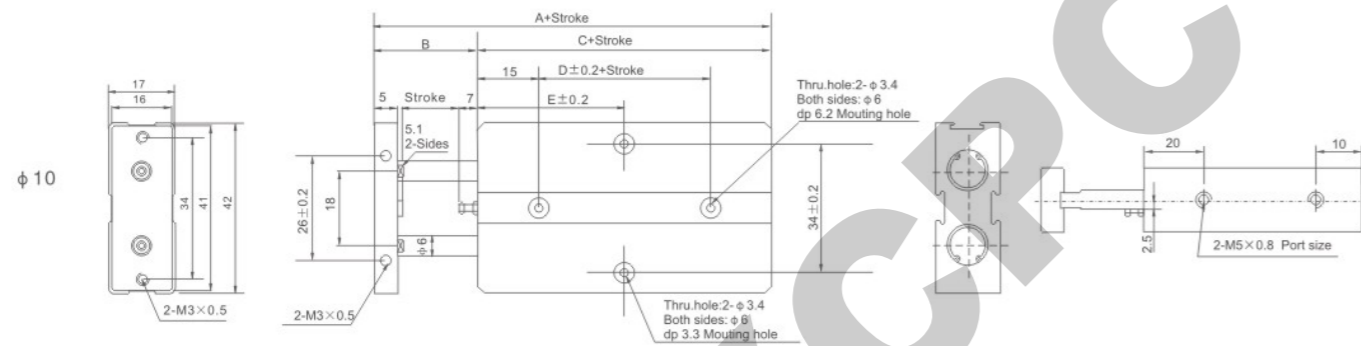
**Stroke**

**Magnet Code**  
Blank: Without Magnet  
S: Attach Magnet

#### Specification

Bore(mm)	10	16	20	25	32
Motion Pattern	Double action				
Working Medium	Air				
Operating Pressure Range	1~9kgf/cm <sup>2</sup>				
Ensured Pressure Resistance	10.5kgf/cm <sup>2</sup>				
Operating Temperature Range	-5~+70°C				
Operating Speed Range	100~500mm/s				
Adjustable Stroke	-10~0mm				
Cushion Type	Adjustable Cushion				
Non-rotating Precision	0.4°			0.3°	
Port Size	M5×0.8			G1/8"	

#### Overall Dimensions

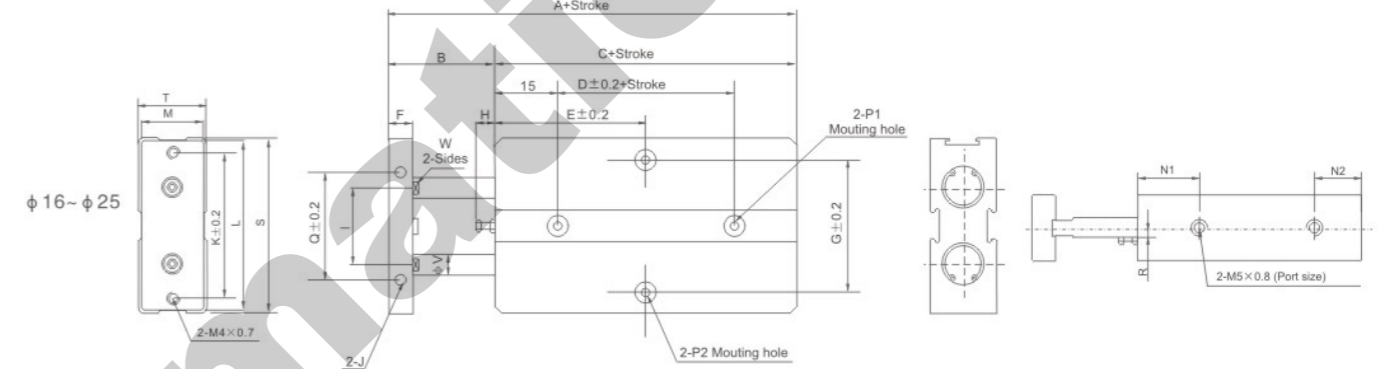


#### Dimension Sheet

Bore size Item	A	B	C	D	E						
					10	20	30	40	50	60	70
10	63	12	51	10	30	30	35	40	45	50	55

### TN Series Double-Shaft Cylinder

#### Overall Dimensions

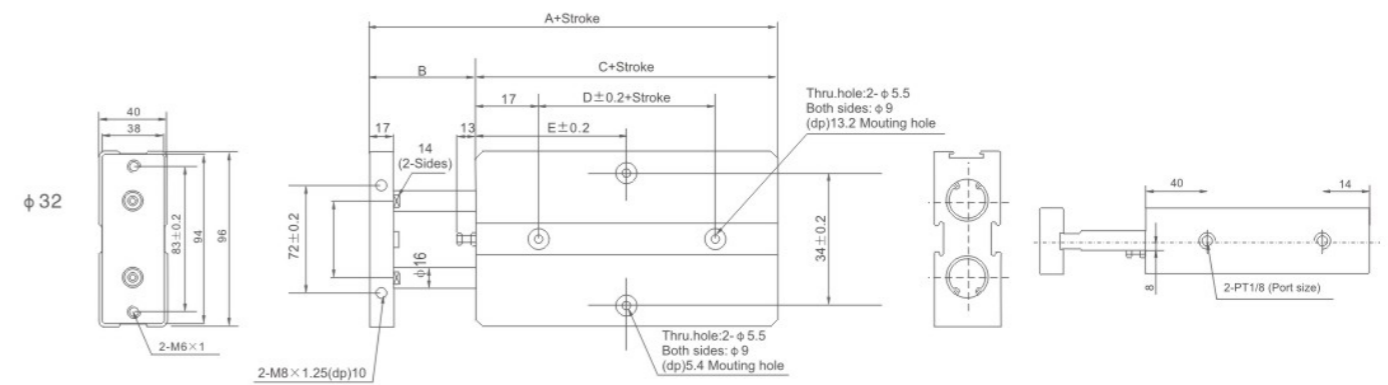


#### Dimension Sheet

Bore size Item	A	B	C	D	E											F	G	H	I	
					10	20	30	40	50	60	70	80	90	100	125					150
16	68	15	53	20	30	35	40	45	50	55	60	65	70	75	87.5	100	8	47	6	24
20	78	20	58	20	35	35	40	45	50	55	60	65	70	75	87.5	100	10	55	9	28
25	81	19	62	30	40	40	45	50	55	60	65	70	75	80	92.5	105	10	66	8	34

Bore size/Item	J	K	L	M	N1	N2	P1		P2		Q	R	S	T	V	W
							Both sides: φ 7.5(dp) 7.2mm Thru.hole: φ 4.5	Thru.hole: φ 4.5	Both sides: φ 8(dp) 4.4mm Thru.hole: φ 4.5	Thru.hole: φ 4.5						
16	M4×0.7/dp 5	47	53	20	22	11	Both sides: φ 7.5(dp) 7.2mm Thru.hole: φ 4.5	Thru.hole: φ 4.5	Both sides: φ 8(dp) 4.4mm Thru.hole: φ 4.5	Thru.hole: φ 4.5	34	3	54	21	8	6.1
20	M4×0.7/dp 5	55	61	24	25	12	Both sides: φ 7.5(dp) 7.2mm Thru.hole: φ 4.5	Thru.hole: φ 4.5	Both sides: φ 8(dp) 4.4mm Thru.hole: φ 4.5	Thru.hole: φ 4.5	44	3.5	62	25	10	8.1
25	M4×0.7/dp 6	66	72	29	27	12	Both sides: φ 7.5(dp) 7.2mm Thru.hole: φ 4.5	Thru.hole: φ 4.5	Both sides: φ 8(dp) 4.4mm Thru.hole: φ 4.5	Thru.hole: φ 4.5	56	7	73	30	12	10.2

#### Overall Dimensions



#### Dimension Sheet

Bore size Item	A	B	C	D	E											
					10	20	30	40	50	60	70	80	90	100	125	150
32	108	30	78	35	45	50	55	60	65	70	75	80	85	90	102.5	115