

ADVU Series Compact Cylinder(ISO6431)



ADVU 40 x 50-S

Ordering Code

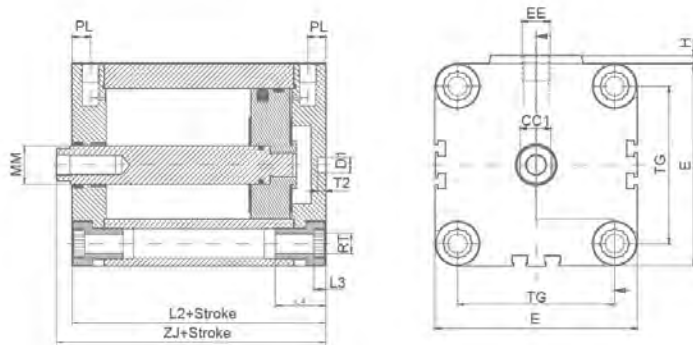
**ADVU** × **50** × **80** - **S** - **B**  
**Series Code** ADVU:Double Action Type  
**Cylinder Bore** 16mm-100mm  
**Stroke** Normal Type: 16-25:1-200mm  
**Magnet Code** Blank:Without Magnet  
**Cog Type** Blank:Inner Thread  
 AEUZ:Single-Action type  
 ADVUD:Double-shaft Double Action Type  
 ADVUJ:Double-Shaft And Adjustable Stroke Type  
 32-63:1-300mm  
 80-100:1-400mm  
 Single Action: 16-100:1-25mm  
 S:With Magnet  
 B:Outer Thread

Specification

Bore(mm)	16	20	25	32	40	50	63	80	100
Action	Double Acting, single rod/double rod								
Working Medium	Air								
Ensured Pressure Resistance	1.5MPa								
Operating pressure range	ADVU-S	0.12~1.0MPa	0.1~1.0MPa	0.08~1.0MPa			0.06~1.0MPa		
	ADVUD-S	0.13~1.0MPa	0.12~1.0MPa	0.1~1.0MPa			0.8~1.0MPa		
Ambient and fluid temperature	-20~80 (No freezing)								
Port size	M5		G1/8"			G1/4"			
Piston rod thread	Female thread	M4	M5	M6	M8	M10	M12		
	Male thread	M8	M10×1.25		M12×1.25	M16×1.5	M20×1.5		
Cushion	Rubber bumper								

Overall Dimensions

ADVU ADVUS /Type



**Note**  
To attach cylinder, 12 and 16mm from above, use only 2 screws diagonally or non-magnetic screws. += plus stroke length  
2 Minimum screw-in depth

Dimension Sheet

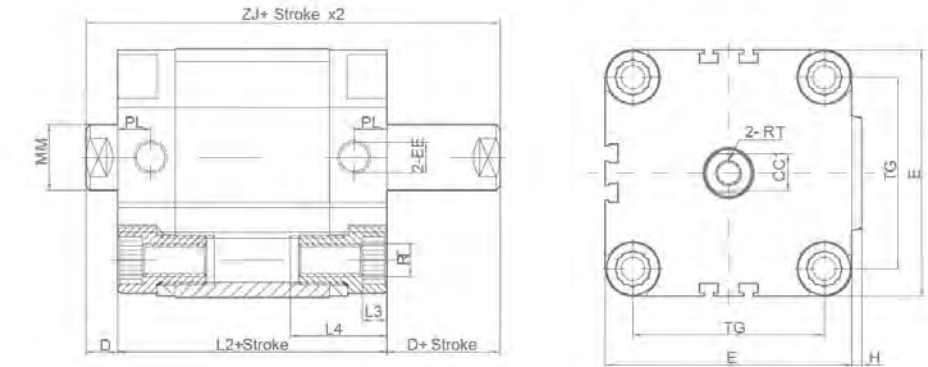
Bore(mm)	D1	E	EE	H	L2	L3	L4	MM	PL	RT	T2	TG	ZJ	CC1
16	6	29	M5	1	38	4	18.5	8	8	M4	4	18	44	6
20	6	36	M5	1.5	38	4	18.5	10	8	M5	4	22	43.5	8
25	6	40	M5	1.5	39.5	4	18.5	10	8	M5	4	26	46	8
32	6	50	G1/8	2	44.5	5	22	12	8	M6	4	32	51.5	10
40	6	60	G1/8	2.5	45.5	5	22	12	8	M6	4	42	52	10
50	6	68	G1/8	2.8	46.5	5	22	16	8	M8	4	50	54.5	14
63	8	88	G1/8	4	50	6	26	16	8	M10	4	62	56	14
80	8	107	G1/8	4	56	6	26	20	8.5	M10	4	82	62	17
100	8	128	G1/4	5	66.5	8	26	20	10.5	M10	4	103	76.5	22

Note:ADVU Series Cylinder With 100mm Bore Is Being Developed, Not Available At The Moment.

ADVU Series Compact Cylinder(ISO6431)

Overall Dimensions

ADVUD

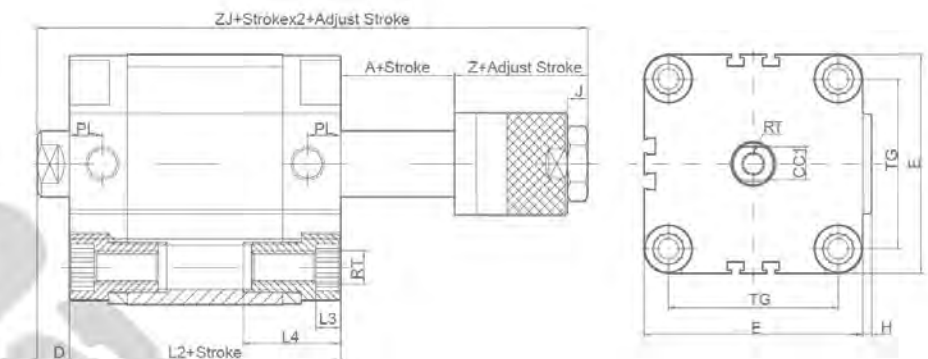


Dimension Sheet

Bore(mm)	E	EE	H	L2	L3	L4	MM	PL	RT	TG	ZJ	CC1	D
16	29	M5	1	38	4	18.5	8	8	M4	18	44	6	6
20	36	M5	1.5	38	4	18.5	10	8	M5	22	43.5	8	5.5
25	40	M5	1.5	39.5	4	18.5	10	8	M5	26	46	8	6.5
32	50	G1/8	2	44.5	5	22	12	8	M6	32	51.5	10	7
40	60	G1/8	2.5	45.5	5	22	12	8	M6	42	52	10	6.5
50	68	G1/8	2.8	46.5	5	22	16	8	M8	50	54.5	14	8
63	88	G1/8	4	50	6	26	16	8	M10	62	58	14	8
80	107	G1/8	4	56	6	26	20	8.5	M10	82	64	17	8

Overall Dimensions

ADVUJ



Dimension Sheet

Bore(mm)	Z	E	EE	H	L2	L3	L4	MM	PL	RT	J	TG	ZJ	CC1	D	A
16	13	29	M5	1	38	4	18.5	8	8	M4	6	18	63	6	6	6
20	15	36	M5	1.5	38	4	18.5	10	8	M5	6	22	64.5	8	5.5	6
25	15	40	M5	1.5	39.5	4	18.5	10	8	M5	6	26	67	8	6.5	6
32	18	50	G1/8	2	44.5	5	22	12	8	M6	6	32	75.5	10	7	6
40	18	60	G1/8	2.5	45.5	5	22	12	8	M6	6	42	76	10	6.5	6
50	20	68	G1/8	2.8	46.5	5	22	16	8	M8	7	50	80.5	14	8	6
63	20	88	G1/8	4	50	6	26	16	8	M10	7	62	84	14	8	6
80	25	107	G1/8	4	56	6	26	20	8.5	M10	8	82	95	17	8	6