

HAD402 series Auto Drain



HAD402-04

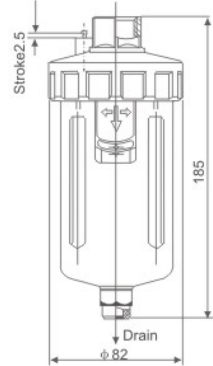


Graphic Symbol

Specification

Model	HAD402-02	HAD402-03	HAD402-04
Ensured Pressure Resistance	1.5MPa		
Operating Pressure	0.15MPa~1.00MPa		
Ambient and Fluid Temperature	5~60℃		
Port Size	G1/4"	G3/8"	G1/2"
Drain Bore	G1/8"		
Drain Status	Normal Open type		
Working Medium	Compressed Air		

Overall Dimensions



Range of Application:

This product often applies to auto remove the see per at the lower places of piping, frozen type air drying machine. Oil separator, air storage tanks and the bottom of various air filters. It can be installed in the places inconvenient for manual discharge of sewage, such as higher, lower and narrow places, especially there slarge consumption of air or frequent water drains. It can prevent the compressed air being re-polluted by con-dense water resulting from neglect of manual drain.

Features:

Auto Drain/Air Shutoff Drain/Manual Drain
The water cup is provided with metal protective cover

Points for Attention:

When using, the drainer should be installed vertically the drain port facing down

SAH402 series High Pressure Auto Drain



SAH402-04

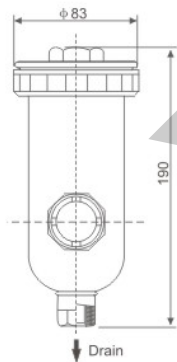


Graphic Symbol

Specification

Model	SAH402-02	SAH402-03	SAH402-04
Ensured Pressure Resistance	2.5MPa		
Operating Pressure	0.15MPa~2.00MPa		
Ambient and Fluid Temperature	5~60℃		
Port Size	G1/4"	G3/8"	G1/2"
Drain Bore	G1/8"	G1/4"	G3/8"
Drain Status	Normal Open type		
Working Medium	Compressed Air		

Overall Dimensions



Range of Application:

This product serves as a drainer for high-pressure air source system and functions to divert water for the whole pipeline system. It is generally used for the equipment inconvenient for manual discharge of water or comparatively high frequency of water discharge such as the low spots of pipeline, freezing type air drier and the water deposit place of air chamber etc.

Features:

Auto Drain
Metal protective cover with view window

Points for Attention:

When using, the drainer should be installed vertically the drain port facing down.


XADV Series Auto Drain



XADV 300-FN



XADV 300-FW



XADV 400-FN(BC-FN)



XADV 400-FW(BC-FW)



XADV 200-G10(AC-G10)



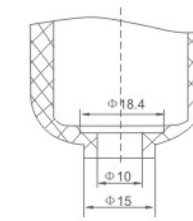
XADV-MA-G14



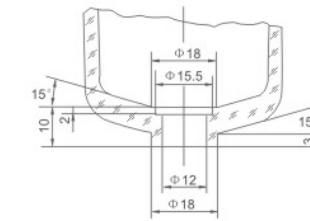
XADV 400-G12
(XADV BC-GN16)



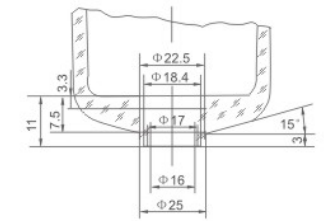
XADV 300-G12
(XADV 300-G14)



XADV-200(AC)



ADV-300



XADV-(BC)

Ordering Code

XADV	200	FN/W
Series	Machine Type	Drain Principle
XADV Series	200 Series 300 Series 400 Series BC Series	F: Floating ball Type N: Female Thread W: Male Thread

Ordering Code

XADV	200	G10
Series	Machine Type	Drain Principle
XADV Series	200 Series 300 Series 400 Series BC Series MA Series AC Series	G: Level Type(10,12,14,16 Number Stands for inner diameter of equipped water cup)

Range of Application:

This product is installed at the bottom of water cups for auto dischargers, air filters and air filter regulators and can auto discharge the condense water gathered in the water cup.

Technical Requirements:

Working medium: Compressed air
Ambient and media temperature: 5~60℃
Operating pressure range: 0.15~1.00Mpa

Features:

Auto drainer/Air Shut off Drain/Manual Drain

Points for Attention:

When using, the drainer should be installed vertically the drain port facing down.

Dimensional Drawing of Water Cup Connecting Part